



1 Landscape Plan with boundary treatments proposed
scale 1:1000 @A1

- Different options for boundary Treatment:
1. Evergreen Hedge
 2. Steel Fence
 3. Proposed Steel post with welded mesh (1.8m)* (within the lands of the applicant)
 4. Existing timber fence
 5. New concrete pillar and concrete wall with signage
 6. Proposed Dwarf wall with fence on top
 7. Proposed Stone wall
 8. Proposed Stone wall with railing on top
 9. Proposed Timber Parapet on pedestrian bridge

- Different options fro boundary Treatment:
1. Evergreen Hedge: 700-1000mm
 2. Existing Wood Panel: Approx. 100-150mm wide structure
 3. Steel Post with welded mesh: 1800mm + Evergreen hedge 900mm
 4. Steel fence: 1800mm

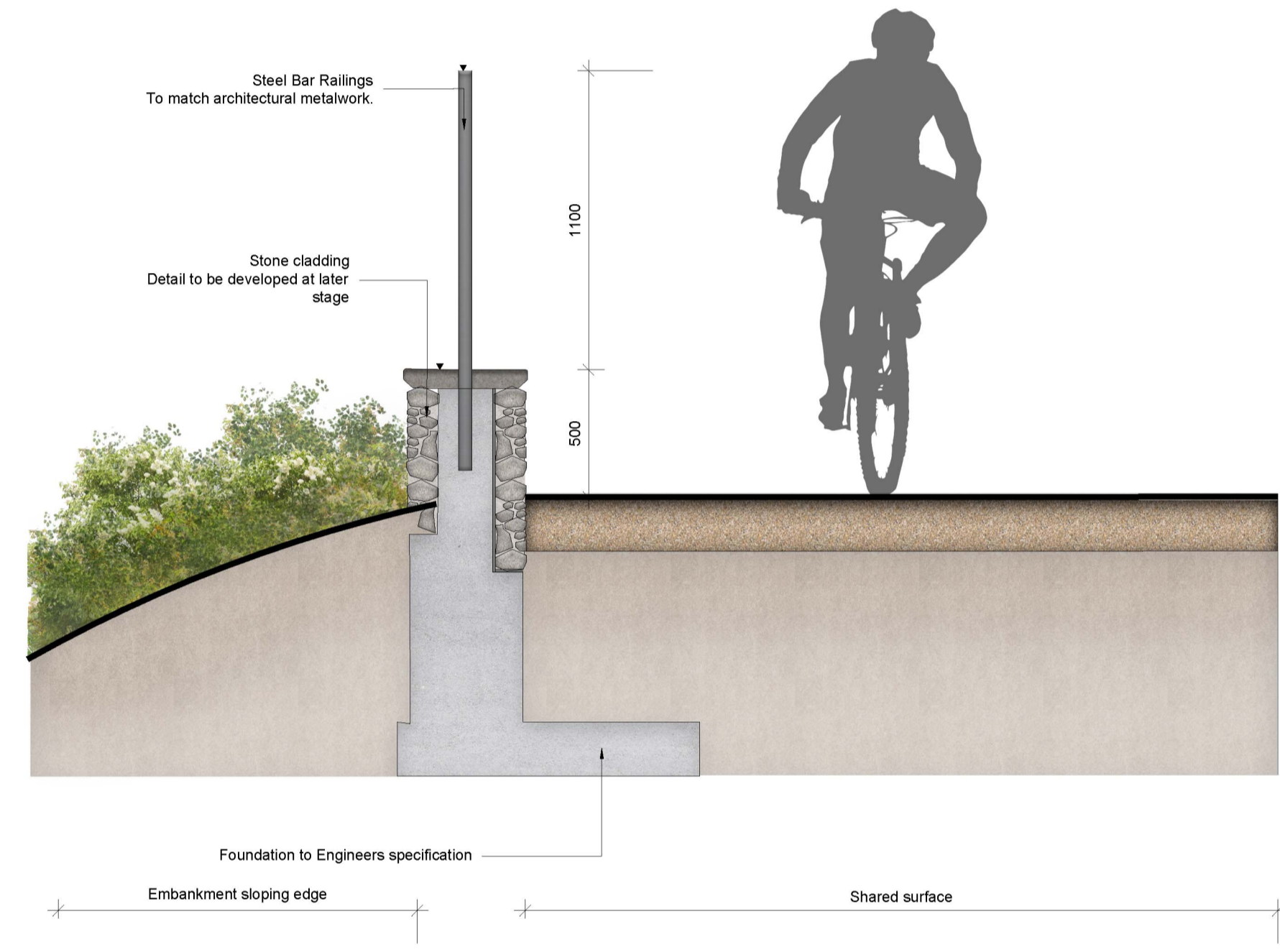
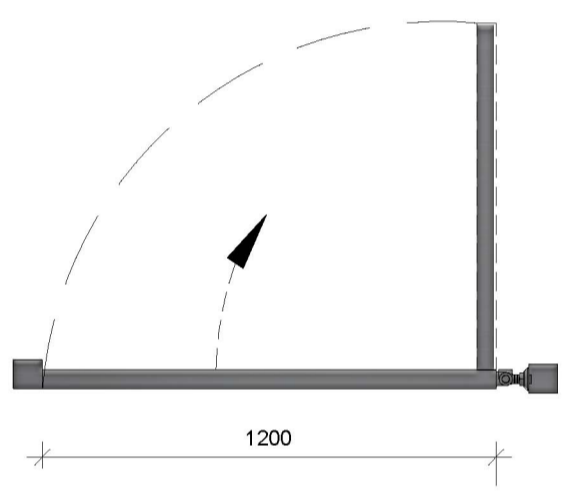


4 Different Options of boundary treatment- Sections
scale 1:20 @A1

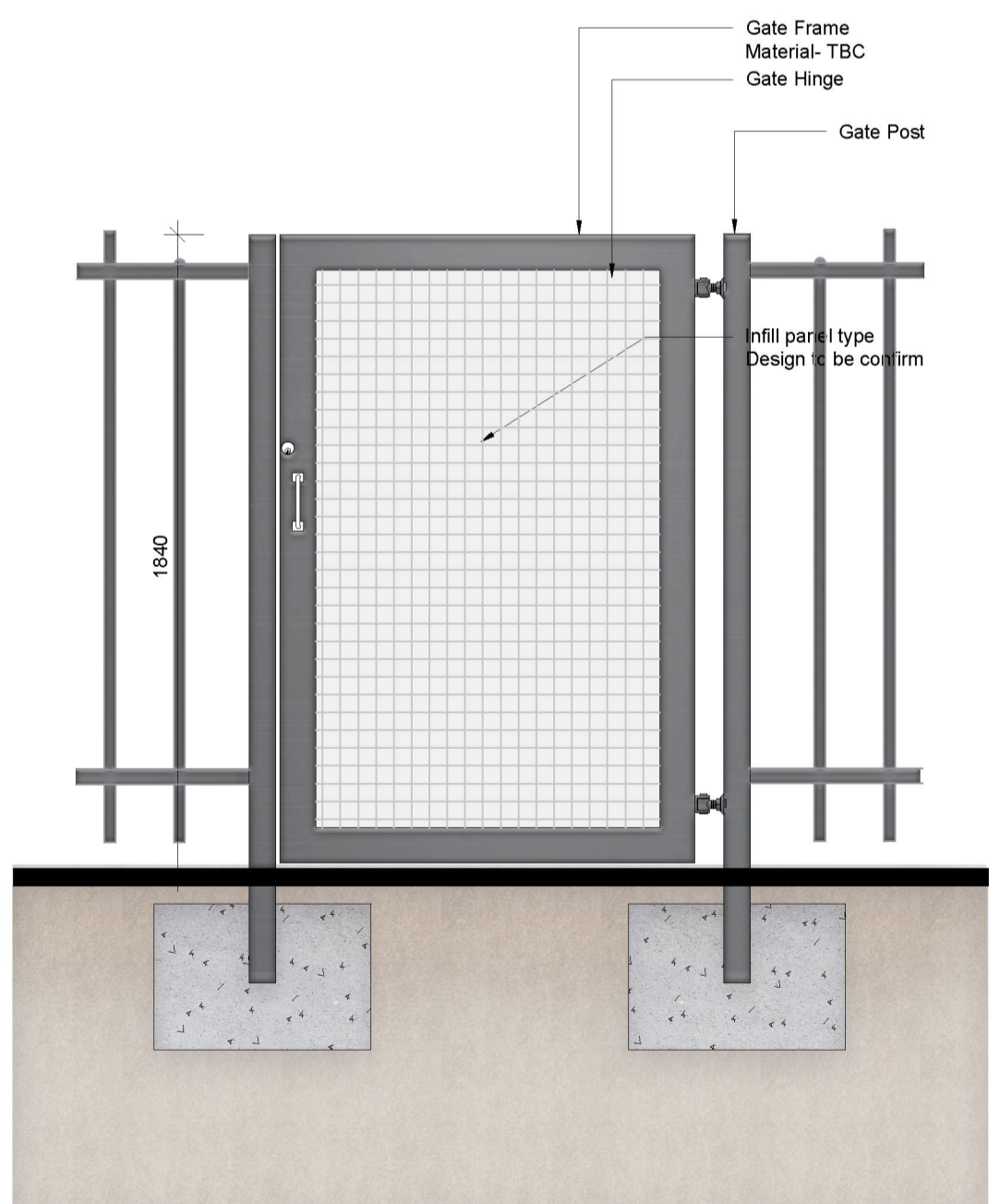


2 Proposed steel post with welded mesh and evergreen hedge
scale 1:20 @A1

Disclaimer
 1. This drawing is the property of Cameo & Partners Ltd.
 2. It must not be copied or reproduced without written consent.
 3. Do not scale from this drawing.
 4. Check all dimensions on site before setting out.



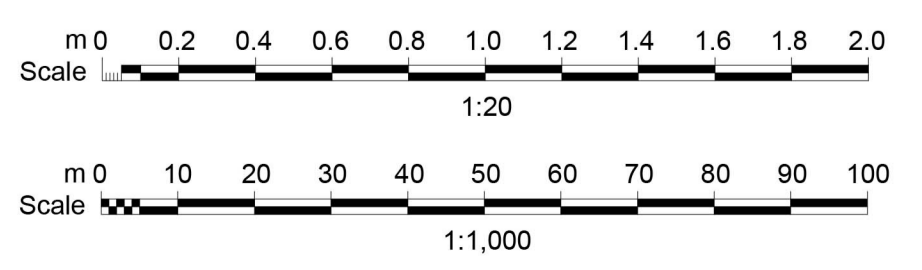
3 Proposed Dwarf wall with fence on top
scale 1:20 @A1



5 Proposed pedestrian gate
scale 1:20 @A1



6 Proposed Steel Fence- elevation
scale 1:20 @A1



Project
Golf Lane, Carrickmines
 Drawing
Ground Floor Boundary Treatments Options and details Sheet 01 of 03

| Scale | Date | Checked By | Drawn By |
|--|----------|------------|----------|
| 1:1000/ 1:20 @A1 | 23.11.20 | MM | GB |
| Drawing No. | | Revision | |
| C0112 L400 | | P1 | |
| Purpose of Issue. | | | |
| P1 | | | |
| D = design information / P = planning / T = tender / C = construction / B = as built | | | |
| Drawing sheet size - A1 | | | |